



MAVIROLL CONNECT[®]



The roll-up high speed door for internal application

- To suit to all applications, MAVIROLL CONNECT[®] is fully modular and is available in different versions: stainless steel frame, triple insulation curtain, emergency exit...
- Many features, such as front panel display, SAFETIME[®] system or belt drive, ensure optimal reliability, safety for optimal use.
- Connected card and its integrated frequency inverter offer a personalized remote monitoring and are entirely designed to offer a unique user experience.

A door according to your needs:



An ideal door for:





STAINLESS STEEL version



Food Industry process

- Self supporting frame (can be directly fixed on sandwich panels)
- APSAD-D14 conformity
- Available stainless steel: 304L & 316L
- Fully washable door
- Transom designed for easy cleaning


INSULATED version



Insulated curtain that provides thermal and phonic protection

- Insulated curtain: multilayer materials
- Door thermal insulation $U = 2.7W/m^2.K$
- Average acoustic reduction from 16 to 19 dBA
- Top and lateral sealing flaps
- Few space requirements

ZOOMS



Anti-fall safety system thanks to the brake opposed to the motor



SAFETIME® system for double safety and instant lifting



Integrated control box with front panel setting and display




ATEX version ROLLATEX



Explosive environments solution

- Integrated Gearbox
- Antistatic curtain - RAL 7038
- Certification 10ATEX3023X approved by french national organism INERIS
- All doors are subject to previous verification



Belt drive for high reliability and easy maintenance



Inverted frames: opening from inside for easy access to the control box



Faster and safer **electronic limit switch adjustment**

Technical specifications

Clear opening dimensions

- Maximum - Standard version (w) 4000mm x (h) 4000mm

Frame

- Self-supporting frame without welding
- Anti-corrosion material: galvanized steel with epoxy polyester powder coating
- Semi-rigid polyethylene guides
- Automatic re-insertion of the curtain (both ways)
- Inverted covers, positioned inside the frames, to facilitate access to the integrated control box and the maintenance

Option

- Stainless steel 304L or 316L

Curtain

- Fire resistance C
- 100% polyester weft, PVC coated and prestressed
- Anti-UV and anti-mould treatment
- Composite tubes with shape memory

Options

- Row(s) of oblong(s) and vision panel
- MAVISION® customization with logo, image, text
- Triple insulated curtain* with thermal insulation UF 2.6
- Fire resistance B

Functioning

- Opening speed: up to 2m/s and closing speed: 0.5m/s

"A la carte" security

- SAFETIME® double safety system: detection system with 3 photocells, combined with automatic closing time control
- Patented SAFETOUCH® system: soft bottom edge

Motorization

- Motor integrated in the transom
- Belt drive
- Electronic adjustment of the limit switch via the front panel display
- IP55 stainless steel anti-corrosion brake managed by the electronic board
- Transmission shaft mounted on self-aligning ball bearing

Control box

- Integrated control box IP40
- Cycle counter

Options

- IP65 remote ABS control box, for wet areas
- Control by PLC

Connected card

- Card reprogrammable, scalable and customizable
- Door management program
- Integrated frequency inverter
- USB port for remote assistance (secure data)

Opening controls

- **Manual:** remote control, pull switch, push button...
- **Automatic:** magnetic loop, cells, radar...

Lifting options

- Ratchet wrench at motor output
- Automatic with inverter (220V mono)
- Automatic with inverter for Emergency Exit (220V mono)

Electrical supply



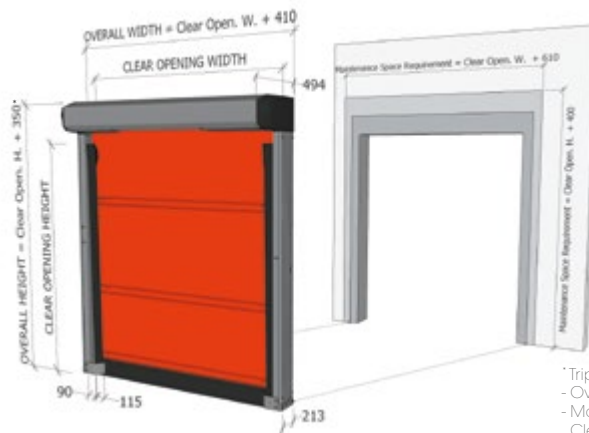
230V MONO

Technical dimensions

Control box

- Control box power cable: 3G2.5 square 1 phase + ground + neutral
- Electrical supply: 230V 1-Phase
- Head circuit breaker: 16A curve C or 10A curve AM
- Dimensions: (h) 400 x (w) 290+55 x (d) 190 mm

Dimensions and specifications are subject to change without notice.



* Triple insulated curtain version:
- Overall height: Clear Open H. + 450mm.
- Maintenance Space Requirement: Clear Open H. + 500mm

Curtain options



Oblong windows

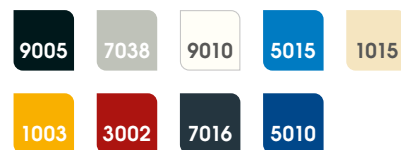


Vision panel



Colours

Standard RAL for frame and curtain



Other colours on demand.

Subject to supplier stocks. RAL colours may vary.